



the TRAVELER



Volume 21-7

August 2024

P.O. Box 812, Cantonment, FL 32533

GCMAC Annual Club Picnic!



On June 29 at Garrett Park pavilion, the Gulf Coast Model A Club had their Annual Club

Picnic. The event was well attended with 29 members and guests in attendance. The club

members brought their best side dishes and desserts to the

Continued on Page 3



Our Club



GCMAC Officers	Name	Phone	Email
President	Allen Braddy	678-499-3370	alnbraddy@yahoo.com
Vice President	Martha Fuller	251-602-1931	waltermern@aol.com
Secretary	Elizabeth Witherington	251-648-9844	mrs.witherington@att.net
Treasurer	Becky Baisden	850-384-5717	beckyb0814@att.net
Newsletter Editor	Charlotte Dahlenburg	256-783-2261	realracegril1@gmail.com
National Rep	Allen Braddy	678-499-3370	alnbraddy@yahoo.com
Webmaster	Becky Baisden	850-384-5717	beckyb0814@att.net
Event Coordinator	Allen Braddy	678-499-3370	alnbraddy@yahoo.com

August Birthdays

- 14 Becky Baisden
- 15 Rob Collins
- 14 Amanda Hornadz
- 19 Bill Ross
- 23 Katherine Harper
- 25 Randy Turner
- 25 Glenn Smyth



Anniversaries

- 4 Bob and Robin Anderson
- Rocky & Margaret Lundy



Message from ...


Hello club,

I want to thank everyone for the support you as the members extend to me being a novice club leader. I learn from each of you in different ways. As we move forward in our quest of growing our club, we have to have input on the best ways to achieve this goal. We are currently only utilizing five members to run this club. Some of them are doing multiple positions. I have reached out to a few members to try and create an advisory panel to discuss these things looking forward. Historian, Club Care, Librarian, National Representative, Fashion are some of the possibilities. If you would like to step up and fill a position, please talk with one of your officers.

We are coming into a busy season with parades, parties, and gatherings. If you need any assistance, or willing to provide assistance please let me know so I can pass it on. We really wouldn't want to hear that our President's truck broke down in a Christmas parade again.

Thank you all

Allen Braddy



picnic. The club provided the fried chicken.

We had a short meeting and discussed the Christmas dinner that Nancy Pampel was putting together.

After the meeting, Allen did the door prize raffle. Sabine did an amazing job with door prizes this year. It looked as if everyone had a great time picking out their prize from the table.

It was fun to get together even if it was on the hot side!

-Charlotte



Members and guests form a circle under the pavilion for the club meeting.



Waiting for your chance to get a door prize, Allen had whoever had just won a prize pick the next ticket.”

The Model A Ford Club of America MAFCA

Serving Model A Ford owners since 1955



Our award winning magazine "The Restorer"

MAFCA is dedicated to the restoration, preservation and enjoyment of the Ford Model A and AA cars and trucks, as manufactured from 1928 through 1931. We are an active, family-friendly organization whose members share a passion for these historic vehicles, plus other aspects of life in that era, such as fashions.

MAFCA is a not-for-profit corporation with members and local affiliated chapters all over the globe. This makes us the largest car club in the world dedicated to one make of automobile. We hope you enjoy looking through our site, and we invite you to join us!

Membership in Model A Ford Club of America is encouraged. MAFCA Dues are \$50.00 and should be mailed to: MAFCA Headquarters, 250 South Cypress, LaHabra, CA 90631-5586 For more info visit: <https://www.mafca.com/>



Club Happenings

G.O. Event

The first ever G.O. event happened July 20 at Yellow Hammer Coffee at Schillinger and Cottage Hill. This shop was renovated from a bank building to a coffee shop.


Inside, you and a few others can sit in the bank vault, if no one else has camped inside. Don't worry, the vault door cannot close. In attendance was Kathy and Mac McNamara, Don Pritchett and Allen Braddy. Thanks for driving for some really good coffee!

Wondering what was going on? A Cars and Coffee event had been canceled due to weather (and, for the area it was scheduled, rightfully so). We took a chance and had acceptable weather a bit further west for a couple of hours. And "G.O."? - Getting Out. Hope to see you all somewhere, soon, in your favorite car!

- Mac McNamara



Allen's Kia and Mac's Ford



I took the Model A out with the local Model A Group,



Friday, July 18, 2024
- Kelly Adams






Riverfest 2024

Fourth of July Allen and Sabine attended Riverfest 2024 Freedom Car show. Sabine decked out the truck and it looked amazing. The truck won the Most Patriotic Award. - Allen

Check out the Tech Q & A located on mafca.com



Model A Ford Club of America

Over 25 Years on the Web - 1997-2024

"The Largest Car Club in the World Dedicated to One Type of Automobile"



Home
What's New
Join MAFCA
MAFCA Store
Calendar
Site Index
Contact Us
ENHANCED BY Google
Search



Join Us In the 21st Century

www.gulfcoastmodelaclub.net
Gulf Coast Model A Club




Let the **LADIES** do it!



Braddy Brunswick Stew

1 can Castleberry's BBQ pork
1 can Castleberry's BBQ beef
1 can Swanson white chicken
1 can whole kernel corn
1 can creamed corn
2 cans of stewed tomatoes
1 tablespoon of lemon juice
1 tablespoon of Worcheshire sauce
Salt and pepper to taste

Cook in slow cooker for 4-6 hours

- Allen and Sabine Braddy

FROM THE KITCHEN



Super Simple Caesar Salad with Chicken or Shrimp

3 small heads romaine lettuce
- Chopped
Cardini's Caesar Dressing
1/2 cup grated fresh Parmesan
- mix together
Top with Croutons, sliced almonds or pepitas.
Top with grilled chicken or shrimp.

- Terry and Nancy Pampel



Peach Cake Pie

8 or 9 inch unbaked pie shell
4-5 fresh peaches
1 cup sugar
6 tbs butter or margarine softened
1/3 cup flour
2 eggs
1/2 tsp vanilla

Cover bottom of pie shell with peeled, halved peaches; cut side down. Beat eggs, sugar, butter, flour and vanilla. Spoon over peaches. Bake at 425 degrees for 10 minutes. Reduce heat to 300 degrees and bake for one hour. Allow to cool before cutting. (for extra color and different flavor, add 1/3 fresh blueberries before putting the beaten mixture over peaches)

- Terry and Nancy Pampel



Entertainment

Car Shows, Events, Cruise Ins & More

Email to
Joe Allen Braddy
alnbraddy
@yahoo.com

Submission
date is the
20th of each
month

Model A Facebook:

Private, by invitation only, Facebook group, "Todays Model A." This is for members-only to communicate within the group, ask questions, make suggestions or complain about how annoying your event coordinator is. So if you're interested in joining the group, Please contact Scott.

Club Activities:

August

3 8:30 am

Pensacola Breakfast. Golden Corral 2260 Langley Ave.

24 11am

Monthly Club Meeting/Lunch Buffett at Magnolia Blossom Cafe 22667 AL 59 Robertsdale

Model A Activities:

August 16-17 - Thomson, GA Model A Swap Meet. 1818 Augusta Hwy, Thomson, GA 30824.

August 16-17 - Amana, Iowa The Hawk A Model A Ford Club's 15th Annual "Iowa Model A Days" Model A for owners and enthusiasts

August 24-September 14 - Columbus IN. Traveling Route 66 Join the Columbus, Indiana Chapter on a tour of the full length of historical Route 66.

September 14 - Worldwide International Model A Ford Day

Dec 11-14 National Awards Banquet Salt Lake City, Utah
Local and Regional, Activities:

August

17 Low N Clean Pensacola, Pensacola Interstate Fairgrounds, 3257 Godwin Ln., Pensacola, FL.,

31 7th OWA Labor Day Car Show, OWA Park & Resort, 1501 S. OWA Blvd., Foley, AL., 8- 4pm. Early registration ends August 22

September

1 (Sunday) Labor Day Showdown, The Grounds, 1035 Cody Rd. N., Mobile, AL.

14-15 6th Sparks in the Park Car, Truck & Bike Show, Mullet Festival Grounds, Hwy 85 & W. College Blvd., Niceville, FL., 8-3pm

14 3rd Veterans Helping Veterans Car Show & Jeep Bash on the Bay, Battleship Memorial Park, 2703 Battleship Pkwy, Mobile, AL. 7-2pm.

28 Anything Auto Swap Meet/Grand Bay Country Cruisers Car Show, Abba Shrine Center, 7701 Hitt Rd., Mobile, AL., 7- 3pm.

28-29 3rd Fords and Friends in the Fall, Pensacola Fairgrounds, 6655 Mobile Hwy, Pensacola, FL

October

4-5 4th Bama Coast Cruisin at Orange Beach Freedom Fest, The Wharf, 4671 Wharf Pkwy W., Orange Beach, AL.

6-13 28th Cruisin The Coast,

Mississippi Gulf Coast, Cruise \$75 Early Reg. Ends August 15

2024 Florida Model A Day Event October 4-6

In Florida Admission is free with a Model A or Model T including passengers.

Friday starts with music and Hors d'Oeuvres

Saturday includes classes, history, trivia, lunch. and evening wrap of with 50/50

Quiz Time!

Read the newsletter to find the answers to the following questions.

1. When was the Model A Ford Club of America formed?

a. 1928 b. 1963 c. 1955

2. What does G.O. stand for?

a. Garage opening b. Getting out
c. Go to an event

3. When is International Model A Ford Day

a. August 23 b. September 14 c. December 11

4. What inspired the Michelin Man Icon

a. stacked tires b. balloons c. bicycle tires

5. Where was the picnic held?

a. Mobile b. Pensacola c. Robertsdale

1 c, 2 b, 3 b, 4 a, 5 c

Help Wanted

Car Shows? Car Events?

Email to Allen Braddy
alnbraddy@yahoo.com



Tech Tips

The Ammeter

By Tom Endy

The Model A ammeter is a fairly simple device, but it can tell you a lot if you pay attention to it. It is a center off type meter. The needle sits on zero in the center when no current is being drawn. When current is being drawn from the battery the needle points to the negative side. The reading depends on how much current is being drawn. When the generator (or alternator) is sending current to the battery to charge it, the needle points to the positive side. The reading depends on how much current is being passed to the battery.

Original ammeters have "bounce" to them. This is because they are undamped. In this manner they quickly read any variations in current flow. Many reproduction ammeters are not made very well and are damped and move very sluggishly.

If the ignition circuit is wired to receive its power through the ammeter it provides a diagnostic tool. When starting the car the ammeter will bounce back and forth on either side of the zero mark before it starts. This is caused by the points opening and closing. If the car fails to start the bouncing ammeter needle is telling you that there is nothing wrong with the ignition primary circuit and the problem is somewhere else. If the needle

is not bouncing, the problem is likely in the ignition primary circuit.

The original Model A generator is usually adjusted for a fixed 8-amp output. It will produce 8-amps regardless of the electrical load requirement or the status of the battery. When driving at night the generator cannot provide all the current demand from the headlights. The battery is then required to supply the balance and the ammeter will show a discharge. Over a long period of nighttime driving the battery will become discharged. When diving on a long trip during the day the continuous 8-amps may over charge the battery and boil the water out of it. Either case is not healthy for the battery.

Years ago it was quite common to see cars such as the Model A on a long stretch of open highway with their headlights on during the day to protect the battery by absorbing the excessive output current from the generator.

When a Model A is equipped with an alternator (either 6-volt or 12-volt) the ammeter becomes even more of a diagnostic tool and the battery remains fully charged most of the time.

The alternator has an internal regulator circuit that constantly looks at the status of the battery. If the battery needs charging the alternator sends the appropriate amount of current to it to bring it



The Model A ammeter is a fairly simple device

back up to full charge. This will occur right after start up when the starter has drawn a significant amount of current out of the battery. The ammeter will then show a high charging rate going to the battery. A few miles down the road and the ammeter will move toward zero indicating the battery is almost fully charged. On a long trip the ammeter should be sitting at zero indicating the battery is fully charged and no current is going to it.

When the headlights are turned on the alternator immediately picks up the load and the ammeter remains at zero indicating that no current is being drawn from the battery to power the headlights.

On a relatively long drive if the ammeter does not return to zero it is telling you that there is a defective cell in the battery that is preventing it from becoming fully charged. The ammeter is telling you it is time to have the battery checked.

Era Fashions



Jazz it Up

By Harriet McNeill

Have you been to a Model A meet and entered fashion judging? Maybe you are putting together an outfit that you plan to have judged at the next

National Meet. Have you looked in the MAFCA Fashion Judging Procedures Manual and seen the forms that have to be filled out? Hopefully you forged ahead and said—"I am still going to enter fashion judging in spite of the forms and descriptions that I have to undertake!"

You will receive a sample page to follow along with the fashion judging forms once you decide to enter fashion judging, but it only gives the very basics needed. It would be beneficial to have additional, descriptive information on your entry form. Look at the sample in the MAFCA Fashion Judging Procedures Manual, Section 2, Forms, Page 4. Be imaginative.

A more complete description draws the attention of the judges to the finer details of the item. Here are some ideas to 'spice' up your entry description. Rather than just saying "a dress with a full skirt!", add some pizzazz! It could say "a soft, circular, flowing skirt to match the curved lines on the collar." By broadening your description, the judges have a better understanding of the beauty and authenticity of the item being brought before them.

Look in catalogs and magazines and you will find that they give great descriptions. You can almost picture in your mind exactly what the ensemble looks like with a detailed description.

The example below has lots of room for a description...separate matching jacket, blouse attaches to the flowing skirt, comfortable for walking, flared cuffs on the jacket sleeves, self-belt trimmed with a buckle (if you know what the buckle is made of, include that in your description), and an eye catching ruffle on the blouse. Be creative!

Major Garment:

Late afternoon blue and tan chiffon



dress with a bertha collar.

Suggestions....

Collar is daintily tucked.

Collar is edged with lace to match the flared cuffs on the sleeves.

The dress has an uneven hemline which drapes into graceful flowing lines.

The dress has a side-tie fastening that draws the waist in to give a semi-fitted look. Picot edging finishes the hemline and the neckline.

If multiple fabrics are used, don't be afraid to say that they complement each other.



23W7445—Rose.
23W7446—Light Blue.
23W7447—Orchid.

No—we made no mistake on the price—only \$2.98 for this Misses' charming dressy frock. Light and summery-looking, yet its fashionable fabric makes it an ideal choice for all year 'round. Hasn't it quite the daintiest cape collar you've seen—of ecru lace trimmed with the material itself, softly gathered at front with a dainty flower? The modest flared skirt is cut all-round in smart pointed sections.

Misses' Sizes: 14 to 20 (to fit 32 to 38 bust). See Scale of Sizes on page 14.



Headgear /

Hairdo:

Hair styled in finger waves with a rhinestone hair clip.

Suggestions....

Hair is short and styled in tight finger waves.

Shape of the hair clip—large or small

If you are wearing a hat, describe it in detail such as... Self-bow at the side adding flattery

Bow completes the crown beautifully Close fitting crown or Cleverly scalloped brim with blue and white ribbon trim

Coordinated Apparel:



Outer garment-Long coat

Suggestions....

All wool coat with unique sleeve detailing Type of wool could be described

Stitching on the cuffs and belt matches the stitching on the face framing collar

Belt is of same fabric and has the same flattering stitching and is accented with a gold buckle

If by chance you are wearing a shawl, give information as to the fabric, where found, length of fringe and/or length or width of shawl. Maybe you could even say it matches perfectly with the color of shoes or the major garment.

Accessories:

Clear crystal 2 strand necklace...

Suggestions....

Give the type of fastener on the necklace

You might say a brilliantly becoming necklace of clear crystals

Matching silver and clear crystal drop earrings with screw backs



Leather Purse

Suggestions....

Lining, color or fabric Compartments

Type of handle or if it's a clutch, Is there a back strap?

Design on the flap

Whiting and Davis blue and tan purse complements the color of the major garment



C1. Steel cut beads on an all metal frame. The lining of French silk has pocket for small coin purse. *Montgomery Ward, F/W 1928*

Describe the handle or the type of opening or if there is a lining (or not)

Give the shape of the compact if one is inside or if it is to be judged
Illustration from MAFCA Fashion Guidelines

Footgear:

Blue satin one-strap pump with a Cuban heel

Suggestions....

Attractively cut out sides

The strap and buckle gives new beauty to the instep Tell the color of the seamed silk stockings

Round garters rolled above the knee.

The blue satin looks beautiful with the blue in the major garment.



Additional information:

Hair and nails done in era fashion.

Always be sure to include what you have done to go above and beyond to achieve the look of the Model A era. Be sure to bring dated documentation of items not pictured or described in the MAFCA Fashion Guidelines. You can find documentation in catalogs and magazines dated through the Model A years.

It also is helpful to add the MAFCA Fashion Guidelines reference to the section, page and item that closely resembles your item. A judge can flip to the page and see the item thus reducing time and stress in the judging room.

Illustrations from National Bellas Hess Co Inc Spring & Summer 1931 and Fall & Winter 1928-1929

Email
Submissions to
realracegril1
@gmail.com

Classifieds

Submission
date is the
20th of each
month

Have parts or a car you want to sell? Need a certain part for your restoration? Submit your ad and we'll run it in the newsletter for approximately 3 months. Email your ad with photos to Charlotte at realracegril1@gmail.com



Early 28 sport coupe left hand brake red steering wheel...owned since 1964...it was active in gmac for many years when my parents were alive...a mature restoration 20+

years ago by club members... good engine ...sound mechanically... needs exhaust ...12 volt conversion...drives well...needs paint ..interior good...extra parts go with it... have video of car running and driving...looks better in pics than in person...needs a good new home ...if interested call

251-979-1329 leave message and Ill return call come take a look and negotiate price... thanks
Lee Stepney, Magnolia Springs
251-979-1339



**For sale Tune Master older Gauge set 7 meters
\$150 • Larry Nelson • 251323-8050**





Era Photos



Miss Mary Fechet, daughter of the Chief of the U. S. Army Air Service, James E. Fechet



Miss Mary Fechet christened flagship for start of longest air tour ever attempted in history of aviation. She christened the flagship of the eight Aristocrat cabin monoplanes before their take-off from Bolling Field, Washington on 50,000 mile air tour of the United States, Canada, Cuba and Mexico. The tour was made to demonstrate the practicability of airplane for daily commercial use. February 20, 1929

- Photographer Bill ShROUT



The original 1926 Michelin Man. The world of marketing and advertising has witnessed numerous brand icons that have left an indelible mark on the collective conscious.

The Brand Icon of Michelin Tires: Vintage Terrifying Photos of the Original Michelin Man

Reprinted from Rarehistoricalphotos.com/Michelin-man-old-photos (Photo credit: Michelin / Wikimedia Commons / Flickr / Pinterest).

The world of marketing and advertising has witnessed numerous brand icons that have left an indelible mark on the collective consciousness.

Among these iconic figures, one stands out with its unique blend of charm and terror: the Michelin Man.

The story of the Michelin Man begins in 1894 when the Michelin brothers, André and Édouard, founded the Michelin Tire Company in France. Seeking a distinctive brand identity, they turned to

the world of advertising.

While attending the Universal and Colonial Exposition in Lyon, the brothers noticed a stack of tires that suggested to Édouard the figure of a man without arms.

Four years later, André met French cartoonist Marius Rossillon, popularly known as O'Galop, who showed him a



rejected image he had created for a Munich brewery—a large, regal figure holding a huge glass of beer and quoting Horace’s phrase *Nunc est bibendum* (“Now is the time for drinking”).

André immediately suggested replacing the man with a figure made from tires, and O’Galop adapted the earlier image into Michelin’s symbol. This unusual and striking persona would soon take on a life of its own.



Group of Michelin Men, Berlin, 1928.

The 1898 poster showed him offering the toast *Nunc est bibendum* to his scrawny Brand X competitors with a glass full of road hazards, with the title and tag *C’est à dire: À votre santé. Le pneu Michelin boit l’obstacle* (“Now is the time to drink!! Which is to say: ‘To your health, the Michelin tire drinks down the obstacle[s]!’”).

The character’s glass is filled with nails and broken glass, implying that Michelin tires will easily take on road hazards.

As the decades unfolded, the Michelin Man underwent a metamorphosis, evolving from a mere graphic representation

to a three-dimensional figure with a rich personality.

However, it was during his early years that the Michelin Man left an indelible impression on the collective consciousness.

These vintage photographs offer a mesmerizing glimpse into the origin and evolution of this iconic symbol.



This horse-drawn advertising carriage is from 1911. The two Michelin men, made of tires, look like they materialized out of a nightmare.

Rubber tires were originally gray-white, or light or translucent beige. In 1912, they became black when carbon was added to them as a preservative and strengthener.

The company changed Bibendum’s color to black as well, and featured him that way in several print ads.

They decided to abandon the change, citing printing and aesthetic issues (not racial concerns, as is commonly believed).

The image of the plump tire-man is sometimes used to describe an obese person, or someone wearing comically bulky clothing (e.g. “How can I wrap up warmly without looking like the Michelin Man?”).



An advertising vehicle from 1926. Because tires were whitish-gray in the early 1900s, Bibendum was white.

Bibendum’s shape has changed over the years. O’Galop’s logo was based on bicycle tires, wore pince-nez glasses with lanyard, and smoked a cigar.

By the 1960s, Bibendum was shown running, often rolling a tire as well, and no longer smoked. In 1998, his 100th anniversary, a slimmed-down version of him (sans glasses) was adopted, reflecting the lower-profile, smaller tires of modern cars.

A computer-animated version of Bibendum has appeared in American television ads, with a pet puppy similar in appearance to him.



In this photograph, the Michelin Man stands next to an advertising vehicle used in Santa Clara in 1926.


Looking ahead, the Michelin Man continues to hold a significant place in the realm of brand icons.

As technology advances and new avenues for visual storytelling emerge, we can expect the Michelin Man to adapt and evolve while preserving its distinctive essence.

Whether it be through



traditional mediums or digital platforms, this timeless character will continue to captivate and inspire audiences, transcending the boundaries of time and leaving an enduring mark on the cultural landscape.



In this advertisement, Bibendum is giving a family a spare tire.



O'Galop's first poster from April 1898 featuring the Bibendum character. The 'toast' translates as 'Now it is time to drink... that is to say: your good health. The Michelin tyre drinks up obstacles!' The idea was that Michelin tyres 'drank' up any obstructions in their way – Bibendum's raised glass is full of broken debris.



ABOUT THE GULF COAST MODEL 'A' CLUB

The Traveler newsletter is published for the membership and friends of the Gulf Coast Model 'A' Club. Outings are held monthly at various locations and times. Views expressed in the Traveler are not necessarily those of the Club Officers or MAFCA. Club membership is \$25.00 per year and can be mailed to Becky Baisden at:

GCMAC,
PO Box 812
Cantonment, FL 32533
Club dues are \$25 per year for individuals or families. We currently have a membership of 40+ families. We believe in doing maintenance on the cars, educating ourselves on the Model 'A', fellowship with other members, showing the cars, driving the cars locally and

on tours and having a great time seeing and driving Model 'A' Fords. We have fun and would welcome you as a member whether you own a Model A or not. Come join with us in a wonderful hobby that is historical and worthwhile. You will meet friendly people who are in love with the Model 'A' and love to drive, show and talk about these interesting cars.



THE TRAVELER

Monthly publication of the Gulf Coast Model 'A' Club - Southern Alabama to the Florida Panhandle

